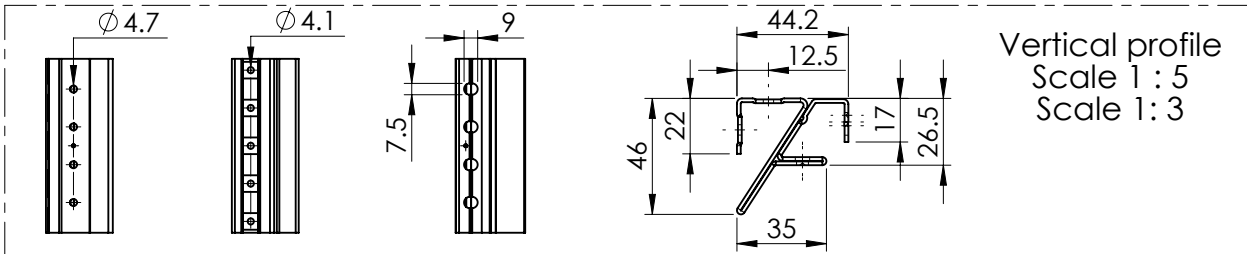
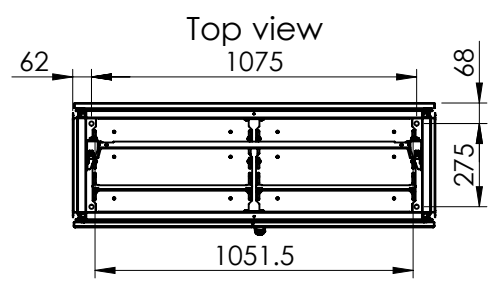
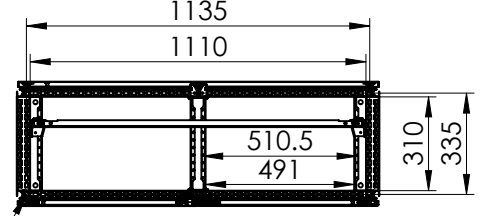


SECTION A-A



Sectional top view (without bottom plates)



SECTION B-B

Drawn by : bvbura	Date: 26-05-2016	Finish : RAL7035	SCALE:1:25	General tolerances according to Norm ISO 2768-1			
Checked by : roreja	Date: 26-05-2016						
Revision : 01				<table border="1"> <tr> <td>Fine</td> <td>Medium</td> <td>Coarse</td> </tr> </table>	Fine	Medium	Coarse
Fine	Medium	Coarse					
			Floor standing, Mild steel combinable version, Double door enclosure	Reference number :			
			2000 mm x 1200 mm x 400 mm	MCD20124R5 MCD20124PER5			
				A4			
				Page 1/1			