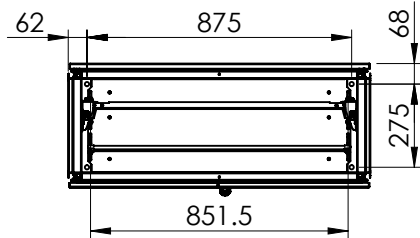
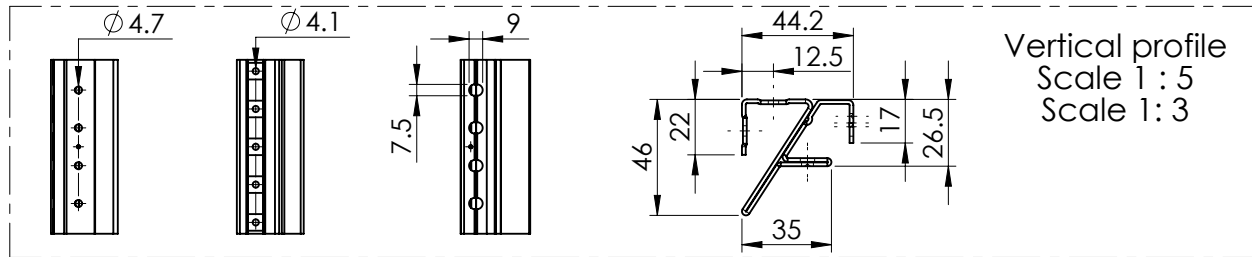
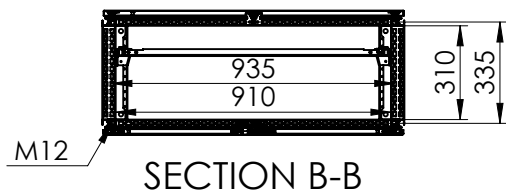


Top view



Sectional top view (without bottom plates)



Vertical profile  
Scale 1 : 5  
Scale 1 : 3

Drawn by : bvbura	Date: 26-05-2016	Finish : RAL7035	SCALE:1:25	General tolerances according to Norm ISO 2768-1		
Checked by : roreja	Date: 26-05-2016					
Revision : 01				Fine	Medium	Coarse
			Floor standing, Mild steel combinable version, Double door enclosure		Reference number : <b>MCD20104R5</b> <b>MCD20104PER5</b>	A4
			2000 mm x 1000 mm x 400 mm			
					Page 1/1	