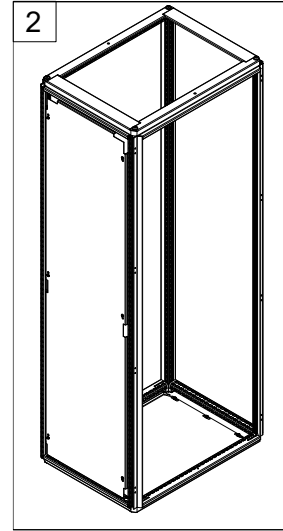
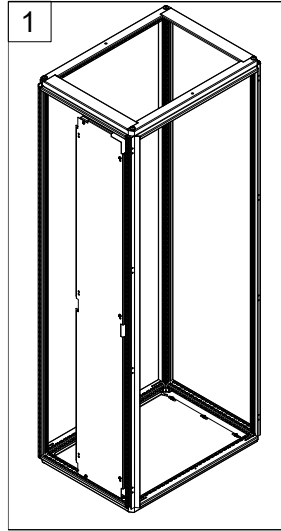
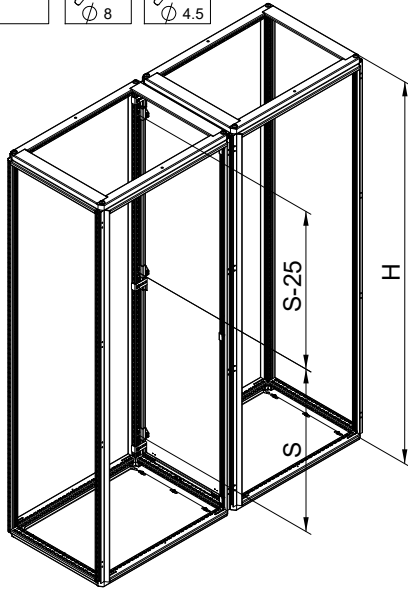
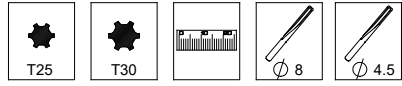


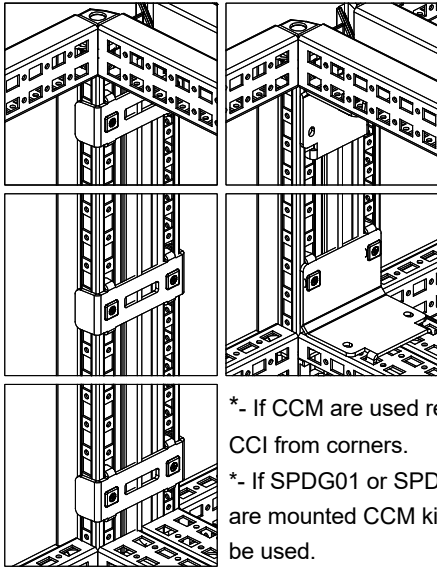
SPD/SPDS + CCJ06



Ref.	Pic.	Qty.
A		12
B		8
C		6
D		6
E		4

H	S
1800	750
2000	850

Internal Baying brackets must be mounted before SPD/SPDS:



* - If CCM are used remove CCI from corners.
* - If SPDG01 or SPDEG01 are mounted CCM kit can't be used.

